



Jeffrey T. Hare, CPA CISA CIA
ERP Risk Advisors

Dear Fellow Professional,

There are two common issues with signing up for the ICR.

The first is that your email address **MUST** be visible.

The second is not using your work email address with your Yahoo login. A work email address is required since only those that can be verified to be end users will be allowed into the ICR.

See comments and screen shots below on both issues.

Please feel free to email me with any questions or comments at jhare@erpra.net.

If you do not work for an end user company, please stay informed via the public domain listserv at: <http://tech.groups.yahoo.com/group/OracleSox/>.

Regards,
Jeffrey T. Hare, CPA CISA CIA

Connect with me via:

LinkedIn: <http://www.linkedin.com/in/jeffreythare>

Twitter: <http://twitter.com/jeffreythare>

Blog: <http://jeffreythare.blogspot.com>

Other resources:

LinkedIn Oracle GRC group:

<http://www.linkedin.com/groups?gid=2017790>

LinkedIn Oracle ERP Auditors group:

<http://www.linkedin.com/groups?gid=2354934>

Oracle Internal Controls and Security listserv:

<http://tech.groups.yahoo.com/group/OracleSox/>

Recorded webinars:

<http://www.erpra.net/WebinarAccessForm.html>



Common issues with signing up:

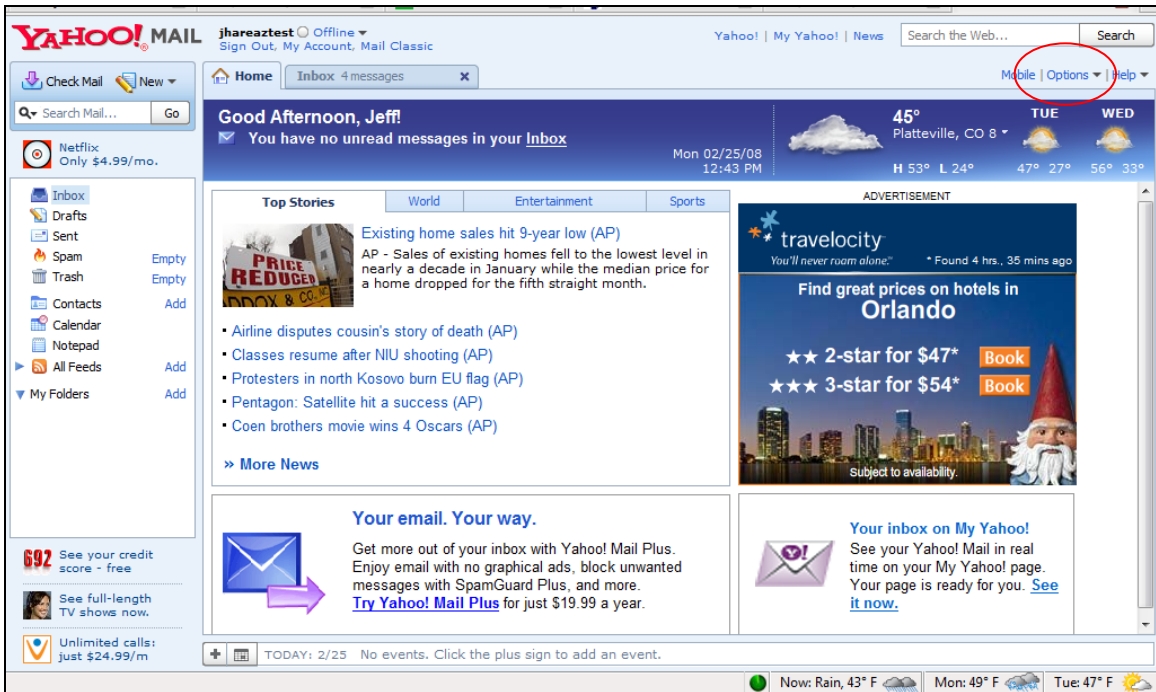
Email Address Display – the box must NOT be checked. The only way I have to verify the identity of the person requesting is to see your email address.

Email Address Display issue:

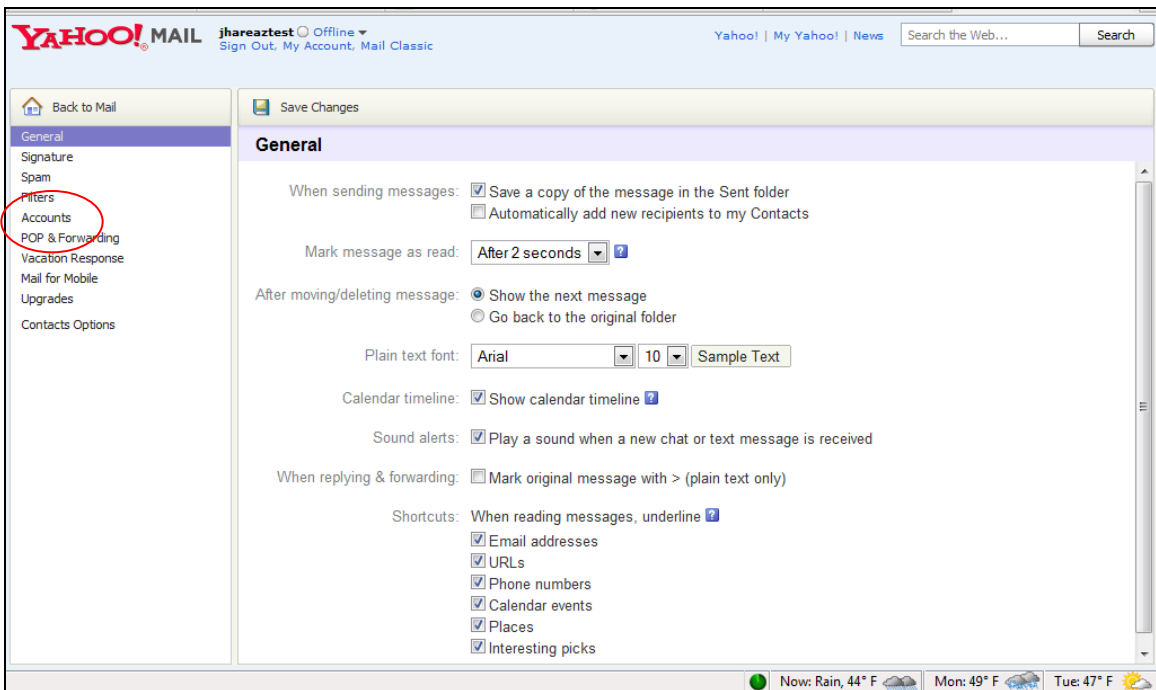
A screenshot of a web browser window showing a Yahoo! Groups membership request form. The page title is "Home". On the left, there is a sidebar with a "Members Only" menu containing links for Messages, Post, Files, Photos, Links, Database, Members, Calendar, and Promote. Below this are sections for "Yahoo! Groups Tips" and "Best of Y! Groups". The main content area has a heading "You are three quick steps away from joining oracleappsinternalcontrols." and a bold notice: "All membership requests for oracleappsinternalcontrols need to be approved by the moderator. You will receive a confirmation email when your membership has been approved." A note indicates the user is signed in as "jhareaztest" and provides a link to "Sign-in as a different user." The form is titled "Step 1. Your Contact Information" and explains that the profile and email address will be used for group features. It shows the user's "Yahoo! Profile" as "jhareaztest" and their "Email Address" as "jhareaztest@yahoo.com". A section titled "Email Address Display" contains a checkbox labeled "Hide my email and IP address from the group moderators." which is currently unchecked. A note below the checkbox states: "Note: If you choose this option, you will not be able to post messages to the group via email." At the bottom, there is a "Comment to Owner" section with a text area and a character limit of 200.

Further, email address must be a work address. If is a Yahoo, Gmail or other non-work address, I cannot be certain about your identity (i.e. external auditors could lie and tell me they are an end user).

To add your work email address to your Yahoo login, from this screen:

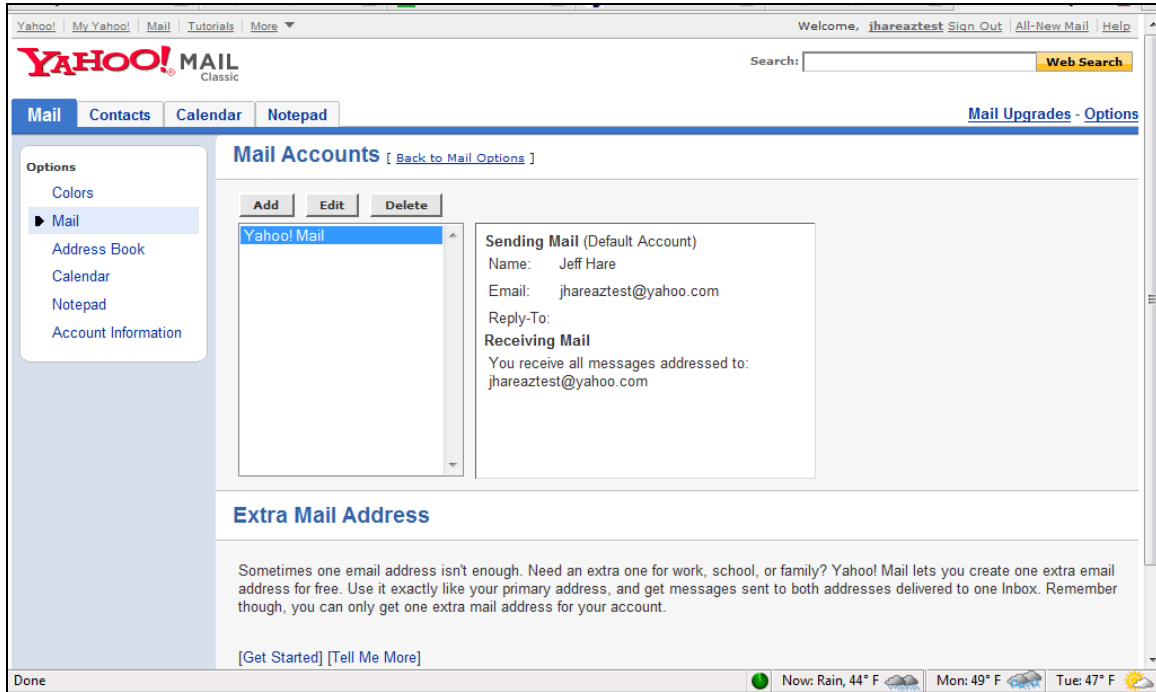


Choose Options –Mail Options and you will receive this screen:

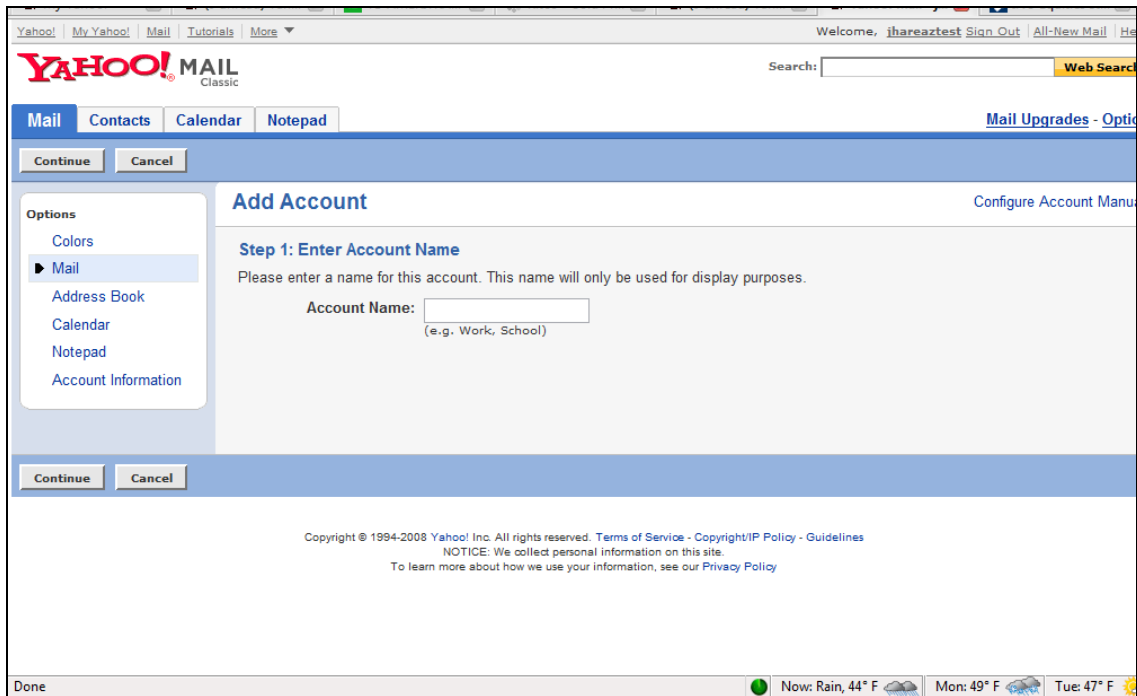




At this screen, choose Accounts -> Add or Edit an Account and you will receive this screen:

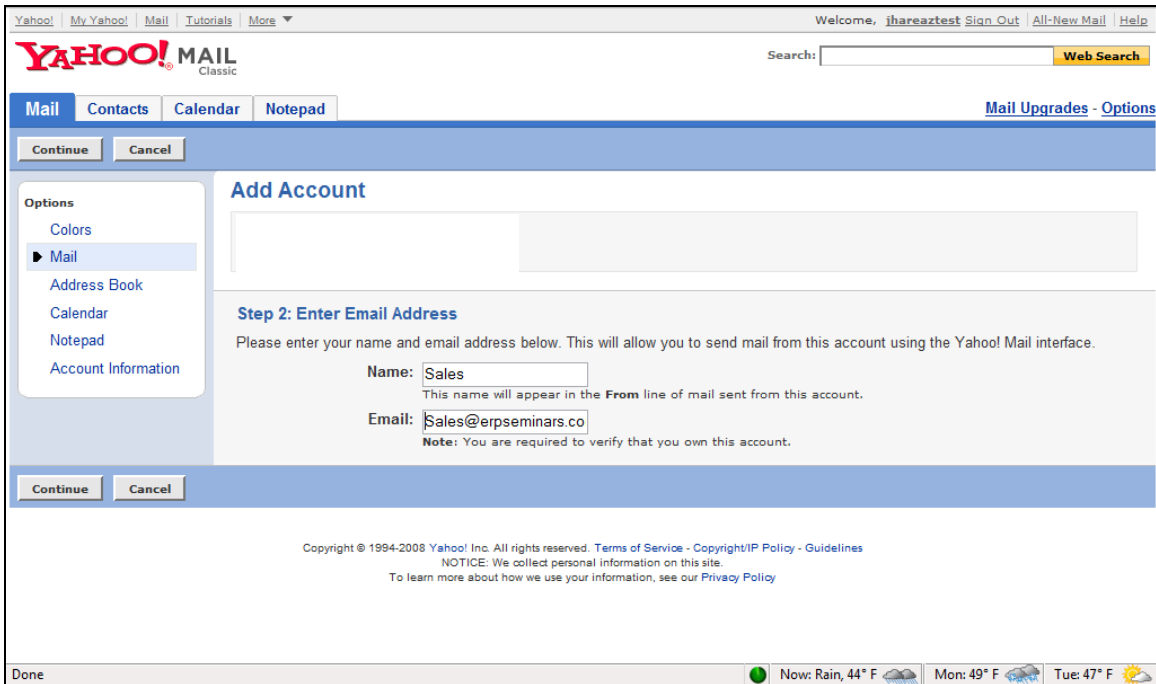


Choose Add and you will receive this screen:

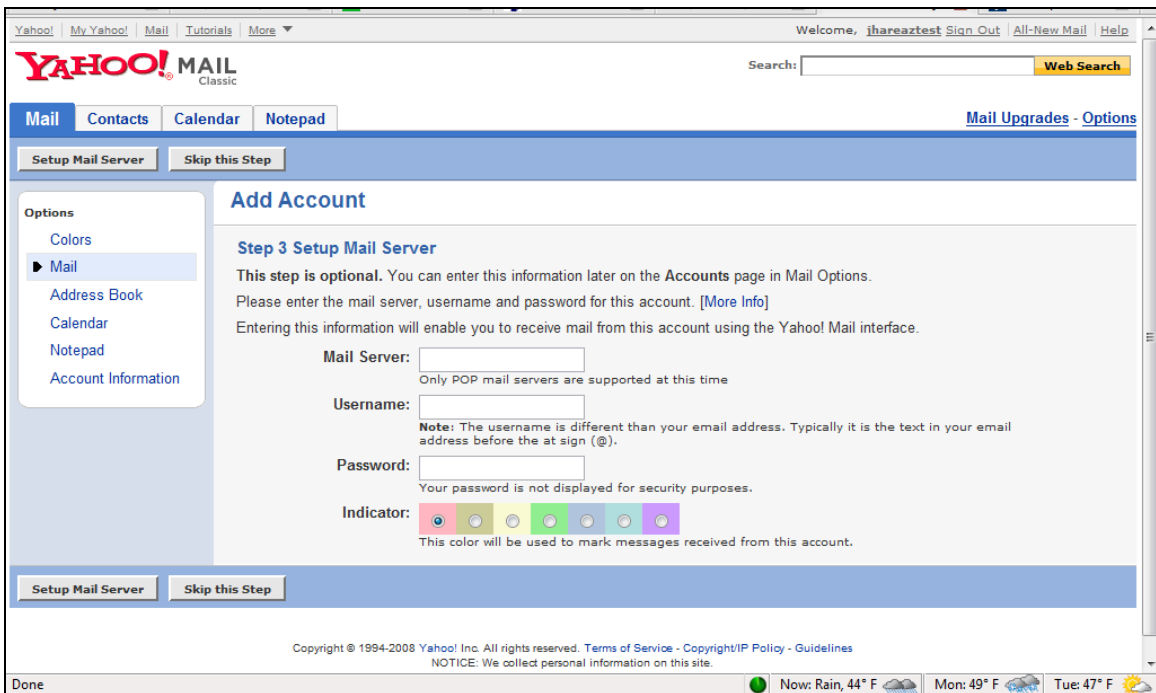




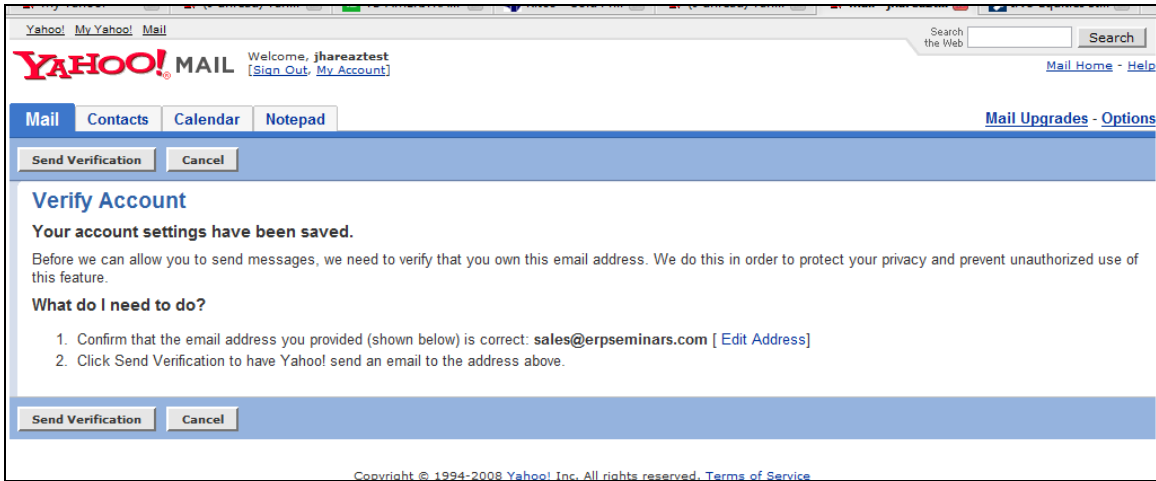
Enter a name like Work Account, press Continue and you will receive this screen:



Enter a name and email address then press continue and you will receive this screen:

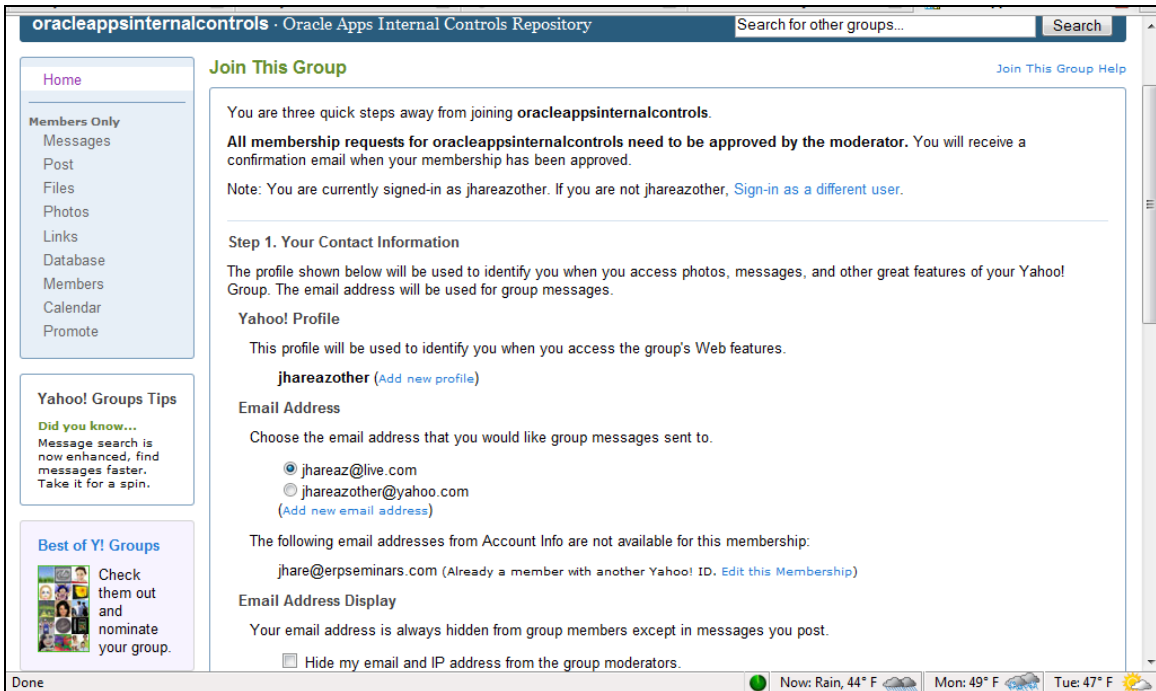


Press Skip this Step and you will receive this screen:



Press Send Verification and Yahoo will send a verification email to your work address. Once you have verified the account, you should be able to use your work address in requesting access to the Internal Controls Repository.

At this page:



You should see your work email address listed, the second one I added was jharez@live.com (sorry the prior screen shots didn't reflect this – user error...). Choose that account, make sure the email address display profile is set per the above instructions



(do NOT check the checkbox next to the Hide my email...) and continue the signup process.