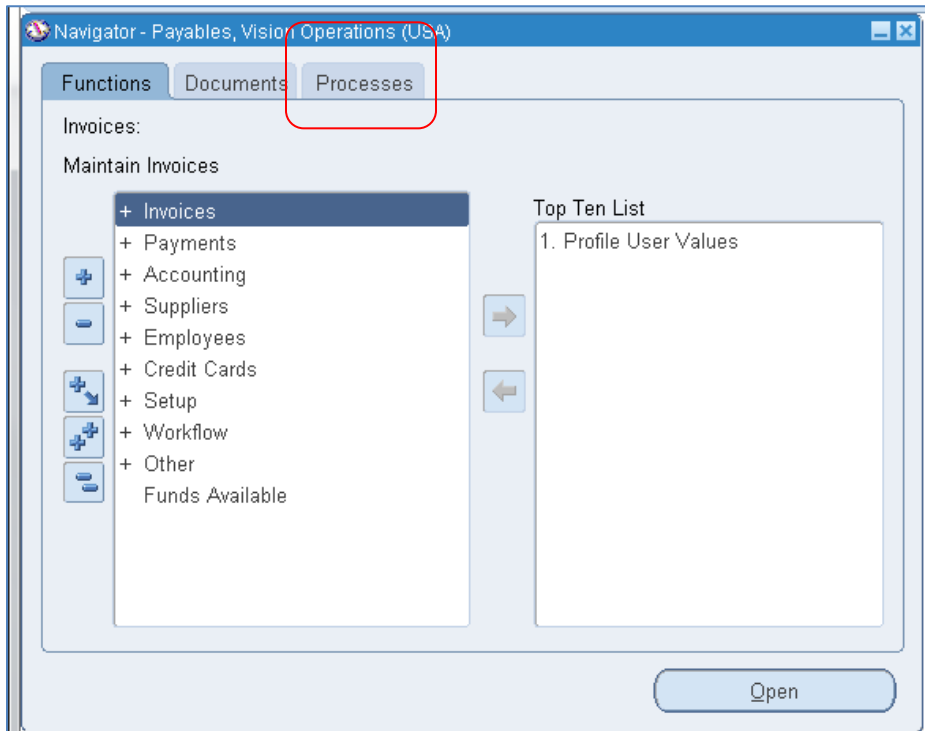


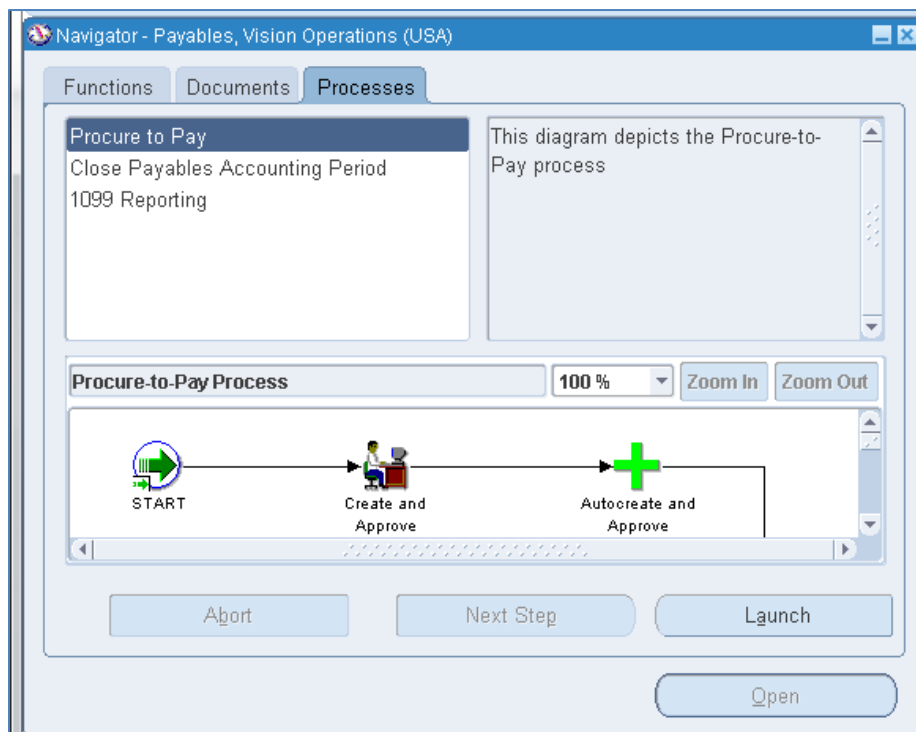
## Risks and Recommendations Related to AZN Menus

AZN menus were introduced by Oracle around 11.5.3 to help provide for a more rapid implementation to the SMB business segment. They provide users with a graphical depiction of a process flow and the ability access the functions directly from the graphical navigation.

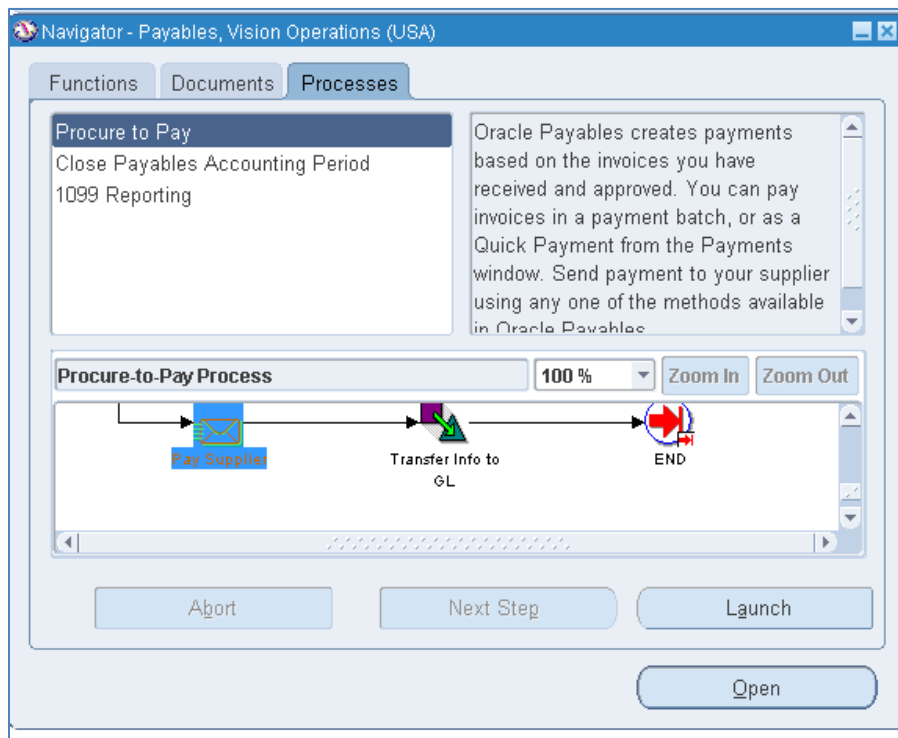
When an AZN menu is contained in a menu, the Processes tab appears on the Navigator as follows:



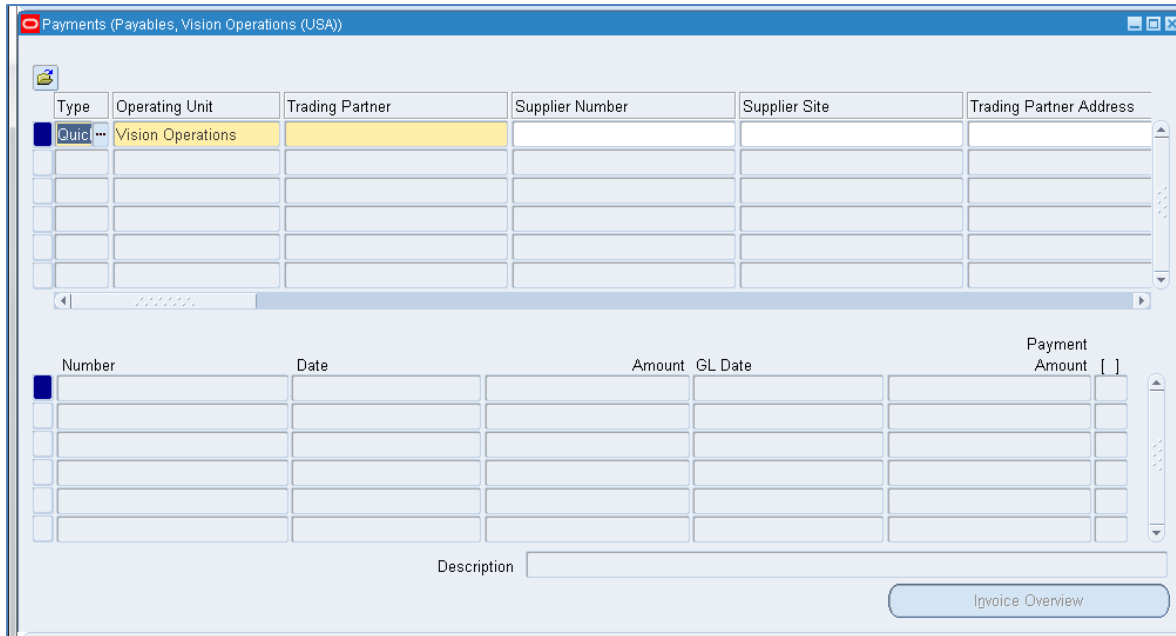
When a user clicks on the Processes tab they see this:



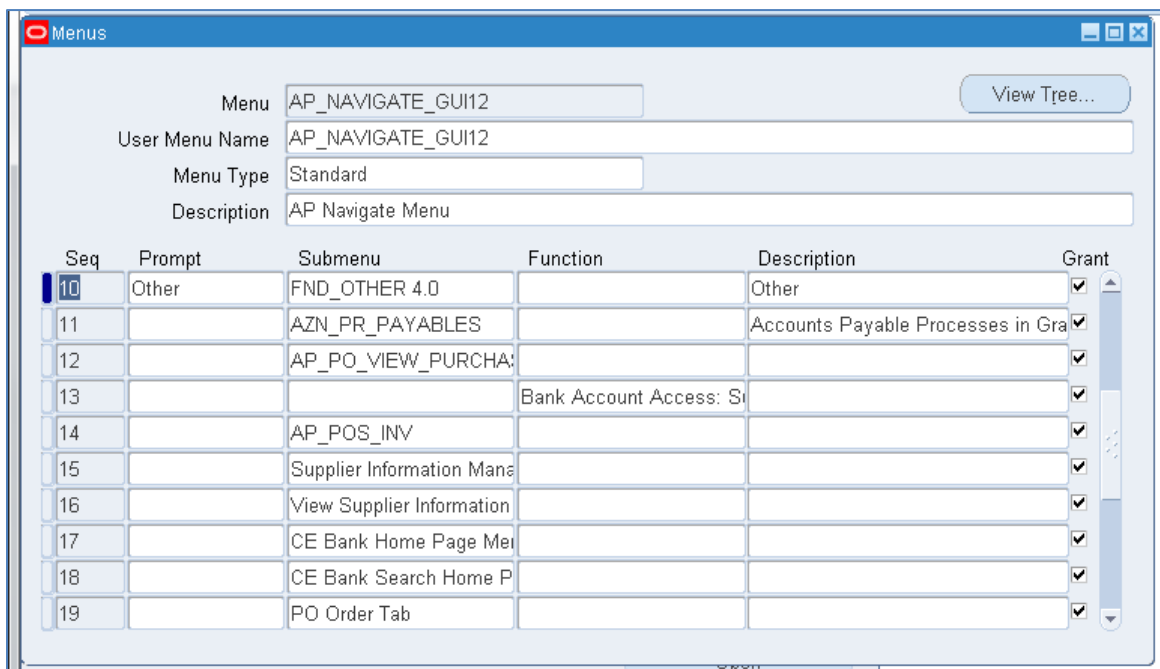
If they click on one of the icons, it launches the form. For example:



When I click on the Pay Supplier icon, it takes me to this form:



The AZN menus provide another way for a user to navigate to certain functions. Here is the menu associated with the above Responsibility:



The AZN\_PR\_PAYABLES menu is a 'hidden' menu in that it has no prompt. However, it is what 'triggers' the system to display the Processes tab that we illustrated earlier.

Here is the AZN\_PR\_PAYABLES menu:

Menu: AZN\_PR\_PAYABLES View Tree...

User Menu Name: AZN\_PR\_PAYABLES

Menu Type: Standard

Description: Graphical Process Navigator Menu for Account Payable Processes

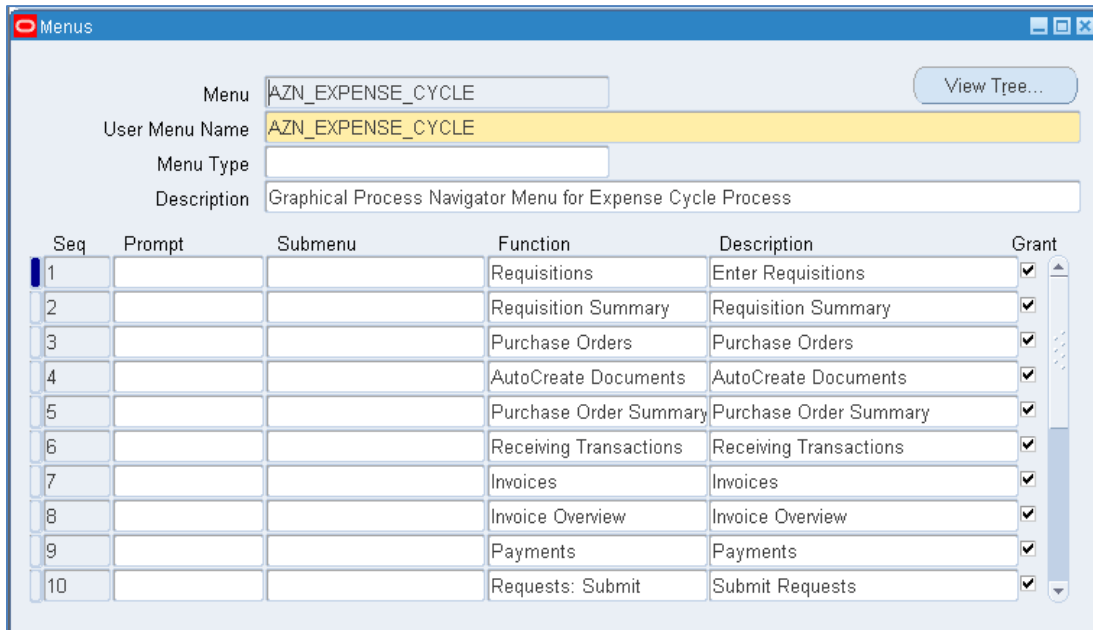
Seq	Prompt	Submenu	Function	Description	Grant
1			Procure to Pay	Procure to Pay Process	<input checked="" type="checkbox"/>
2			Close Payables Accounting	Close Payables Accounting Period F	<input checked="" type="checkbox"/>
3			1099 Reporting	1099 Reporting Process	<input checked="" type="checkbox"/>
4			Create New Requisition	Create New Requisition	<input checked="" type="checkbox"/>
5			AutoCreate Documents	AutoCreate Documents	<input checked="" type="checkbox"/>
6			View Purchase Order	View Purchase Order	<input checked="" type="checkbox"/>
7			Receive Orders	Receive Orders	<input checked="" type="checkbox"/>
8			Invoices	Invoices	<input checked="" type="checkbox"/>
9			Payments	Payments	<input checked="" type="checkbox"/>
10			Requests: Submit	Requests: Submit	<input checked="" type="checkbox"/>

Here is the menu extracted so you can see the details of the functions provided:

<u>Seq</u>	<u>Prompt</u>	<u>Submenu</u>	<u>Function</u>	<u>Description</u>
1			Procure to Pay	Procure to Pay Process
2			Close Payables Accounting Period	Close Payables Accounting Period Process
3			1099 Reporting	1099 Reporting Process
4			Create New Requisition	Create New Requisition
5			AutoCreate Documents	AutoCreate Documents
6			View Purchase Order	View Purchase Order
7			Receive Orders	Receive Orders
8			Invoices	Invoices
9			Payments	Payments
10			Requests: Submit	Requests: Submit
11			Payment Batches	Payment Batches
12			AP Accounting Periods	AP Accounting Periods
13			Suppliers	Suppliers
14		AP_APXINWKB_MENU		
15		Supplier Information Management (Buyer View)		

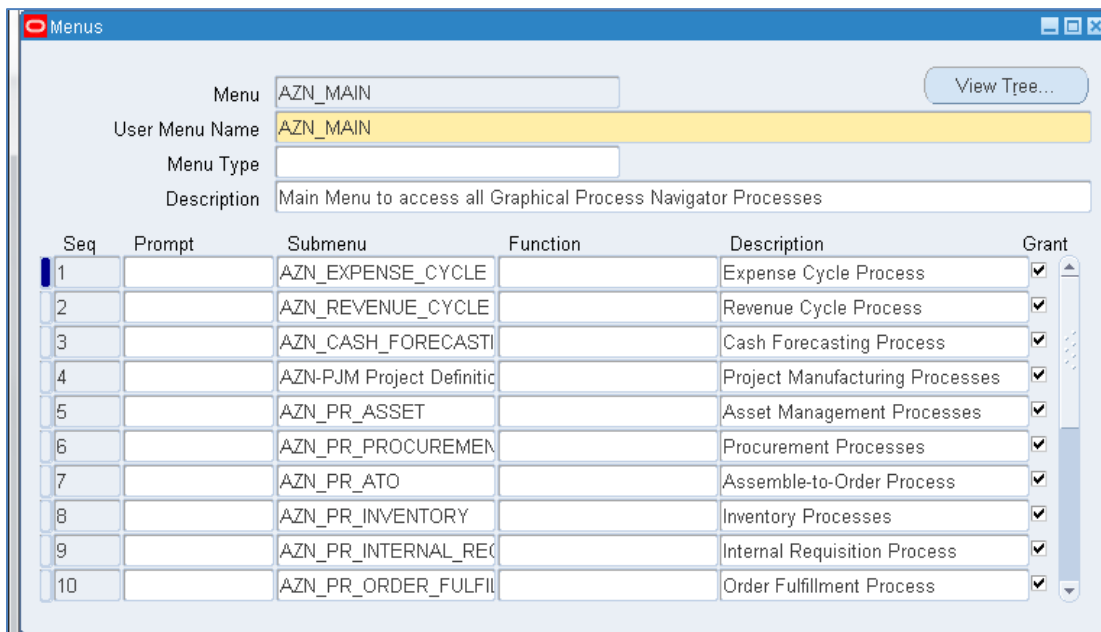
This submenu contains most functions necessary to process all transactions within the and accounts payables department. Generally, a user having this many significant functions is in violation of various segregation of duties conflicts.

Here are some screen shots of other AZN menus:



Menu: AZN\_EXPENSE\_CYCLE  
 User Menu Name: AZN\_EXPENSE\_CYCLE  
 Menu Type:   
 Description: Graphical Process Navigator Menu for Expense Cycle Process

Seq	Prompt	Submenu	Function	Description	Grant
1			Requisitions	Enter Requisitions	<input checked="" type="checkbox"/>
2			Requisition Summary	Requisition Summary	<input checked="" type="checkbox"/>
3			Purchase Orders	Purchase Orders	<input checked="" type="checkbox"/>
4			AutoCreate Documents	AutoCreate Documents	<input checked="" type="checkbox"/>
5			Purchase Order Summary	Purchase Order Summary	<input checked="" type="checkbox"/>
6			Receiving Transactions	Receiving Transactions	<input checked="" type="checkbox"/>
7			Invoices	Invoices	<input checked="" type="checkbox"/>
8			Invoice Overview	Invoice Overview	<input checked="" type="checkbox"/>
9			Payments	Payments	<input checked="" type="checkbox"/>
10			Requests: Submit	Submit Requests	<input checked="" type="checkbox"/>



Menu: AZN\_MAIN  
 User Menu Name: AZN\_MAIN  
 Menu Type:   
 Description: Main Menu to access all Graphical Process Navigator Processes

Seq	Prompt	Submenu	Function	Description	Grant
1		AZN_EXPENSE_CYCLE		Expense Cycle Process	<input checked="" type="checkbox"/>
2		AZN_REVENUE_CYCLE		Revenue Cycle Process	<input checked="" type="checkbox"/>
3		AZN_CASH_FORECASTI		Cash Forecasting Process	<input checked="" type="checkbox"/>
4		AZN-PJM Project Definitic		Project Manufacturing Processes	<input checked="" type="checkbox"/>
5		AZN_PR_ASSET		Asset Management Processes	<input checked="" type="checkbox"/>
6		AZN_PR_PROCUREMENT		Procurement Processes	<input checked="" type="checkbox"/>
7		AZN_PR_ATO		Assemble-to-Order Process	<input checked="" type="checkbox"/>
8		AZN_PR_INVENTORY		Inventory Processes	<input checked="" type="checkbox"/>
9		AZN_PR_INTERNAL_REC		Internal Requisition Process	<input checked="" type="checkbox"/>
10		AZN_PR_ORDER_FULFIL		Order Fulfillment Process	<input checked="" type="checkbox"/>

Menus

Menu: AZN\_PR\_ASSET View Tree...

User Menu Name: AZN\_PR\_ASSET

Menu Type:

Description: Graphical Process Navigator Menu for Asset Management Process

Seq	Prompt	Submenu	Function	Description	Grant
1			Asset Management	Asset Management Process	<input checked="" type="checkbox"/>
2			Mass Retirements	Mas Retirements	<input checked="" type="checkbox"/>
3			Depreciation Projections	Depreciation Projections	<input checked="" type="checkbox"/>
4			What-If Depreciation Anal	What-If Depreciation Analysis	<input checked="" type="checkbox"/>
5			Run Depreciation	Run Depreciation	<input checked="" type="checkbox"/>
6			Mass Changes	Mass Changes	<input checked="" type="checkbox"/>
7			Mass Transfers	Mass Transfers	<input checked="" type="checkbox"/>
8			Mass Revaluations	Mass Revaluations	<input checked="" type="checkbox"/>
9			Assets:Unit Adjustments	Unit Adjustments to Assets	<input checked="" type="checkbox"/>
10		FA_MAIN		Granting Access to Asset Forms	<input checked="" type="checkbox"/>

Menus

Menu: AZN\_PR\_GL View Tree...

User Menu Name: AZN\_PR\_GL

Menu Type: Standard

Description: Process Navigator Menu for General Ledger Processes

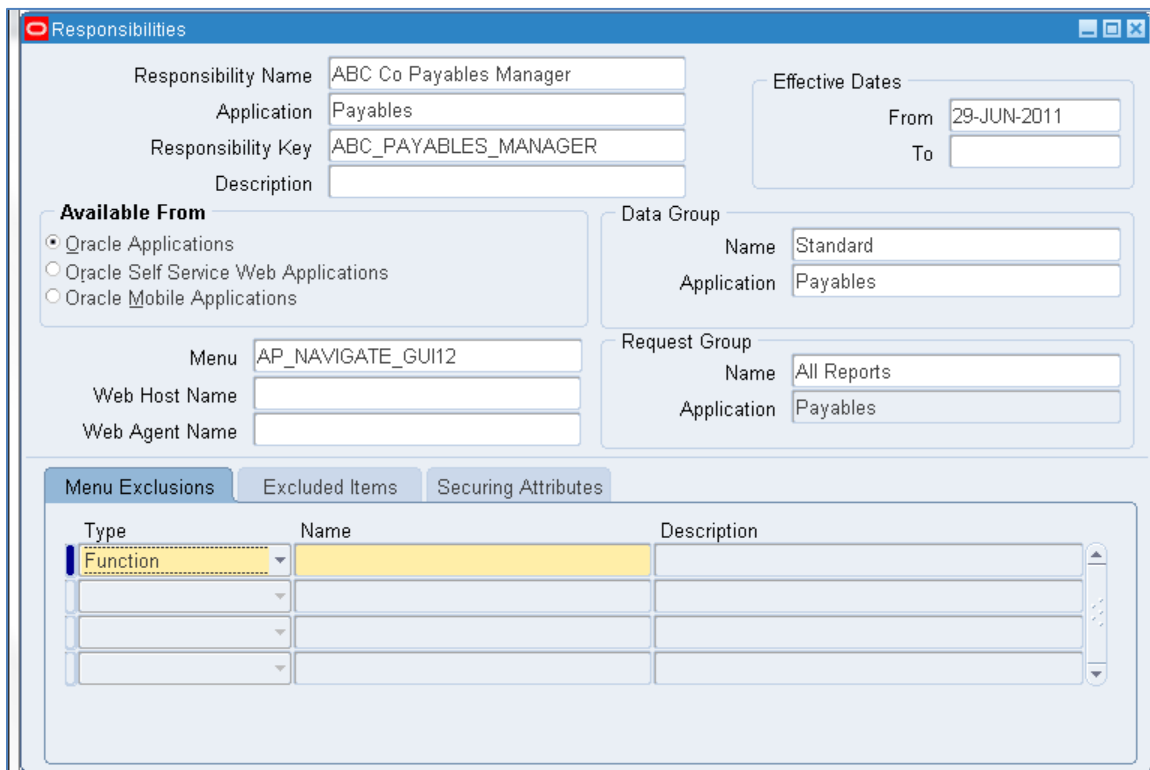
Seq	Prompt	Submenu	Function	Description	Grant
1			Entering Journals	Journalling Process	<input checked="" type="checkbox"/>
2			Subledger Import Process	Subledger Import Process	<input checked="" type="checkbox"/>
3			Period Close-Subsidiary C	Period Close - Subsidiary Company	<input checked="" type="checkbox"/>
4			Period Close-Parent Com	Period Close - Parent Company Proc	<input checked="" type="checkbox"/>
5			Define Financial Reports	Define Financial Reports Process	<input checked="" type="checkbox"/>
6			Revaluations	Revaluations Process	<input checked="" type="checkbox"/>
7			Translations	Translations Process	<input checked="" type="checkbox"/>
8			Enter Budgets	Enter Budgets Process	<input checked="" type="checkbox"/>
9			Consolidation Workbench	Consolidation Workbench	<input checked="" type="checkbox"/>
10			Define Content Set	Define Content Set	<input checked="" type="checkbox"/>

Here is a list of Known AZN Menus from a 12.1.2 environment:

AZN\_CASH\_FORECASTING, AZN\_EDR\_ERES\_PROCESS, AZN\_EXPENSE\_CYCLE,  
 AZN\_MAIN, AZN\_PJM\_PRJ\_DEF, AZN\_PR\_ASSET, AZN\_PR\_ATO, AZN\_PR\_CLASSIFY\_TO\_COUNT,  
 AZN\_PR\_GL, AZN\_PR\_GL\_G, AZN\_PR\_GMD, AZN\_PR\_GML, AZN\_PR\_INTERNAL\_REQUISITION,  
 AZN\_PR\_INVENTORY, AZN\_PR\_MAIN, AZN\_PR\_OE, AZN\_PR\_ORDER\_FULFILLMENT, AZN\_PR\_PAYABLES,  
 AZN\_PR\_PAYABLES\_G, AZN\_PR\_PHYSICAL\_INVENTORY, AZN\_PR\_PROCUREMENT,  
 AZN\_PR\_PROPERTY\_MANAGER, AZN\_PR\_RECEIVABLES, AZN\_PR\_RECEIVABLES\_G,  
 AZN\_REVENUE\_CYCLE

## Discussion of Risks and Recommendations

Based on our experience, more often than not, users aren't aware of the Processes tab. The fact that it just 'magically' appeared is part of what we refer to as upgrade risk. Upgrade risk refers to the risk that new functions and submenus are added to users' access when patches are applied. This happens when standard menu and standard sub-menus are used to develop their security which is the case in about 99% of all E-Business Suite implementations. Most system integrators use this approach to developing security:



Type	Name	Description
Function		

Instead of using the standard Payables Manager responsibility, they will set up a custom responsibility ABC Co Payables Manager, but use the same top level menu "AP\_NAVIGATE\_GUI12." This leaves companies exposed to Upgrade Risk and AZN menus are a symptom of the underlying cause.

Where this is the case, we recommend a two-stage process.

The first step: for all responsibilities check to see if there is one or more AZN menu contained within that responsibility. This is easy done as follows:

**Responsibilities**

Responsibility Name: ABC Co Payables Manager  
 Application: Payables  
 Responsibility Key: ABC\_PAYABLES\_MANAGER  
 Description:

Effective Dates  
 From: 29-JUN-2011  
 To:

**Available From**

Oracle Applications  
 Oracle Self Service Web Applications  
 Oracle Mobile Applications

Data Group  
 Name: Standard  
 Application: Payables

Request Group  
 Name: All Reports  
 Application: Payables

Menu: AP\_NAVIGATE\_GUI12  
 Web Host Name:   
 Web Agent Name:

**Menu Exclusions** | Excluded Items | Securing Attributes

Type	Name	Description
Menu	%AZN%	

Change the exclusion type to Menu and type %AZN% in the name field as shown above and press the tab key to search where a menu contains AZN. Here are the results. Here is the results for this menu:

**Responsibilities**

Responsibility Name: ABC Co Payables Manager  
 Application: Payables  
 Responsibility Key: ABC\_PAYABLES\_MANAGER  
 Description:

Effective Dates  
 From: 29-JUN-2011  
 To:

**Available From**

Oracle Applications  
 Oracle Self Service Web Applications  
 Oracle Mobile Applications

Data Group  
 Name: Standard  
 Application: Payables

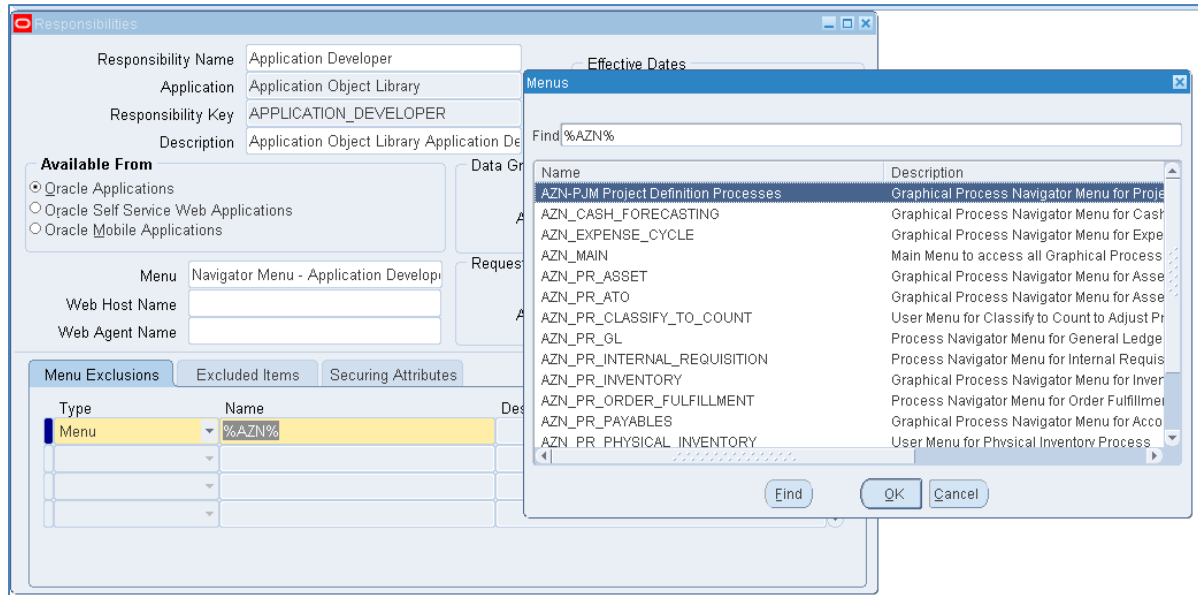
Request Group  
 Name: All Reports  
 Application: Payables

Menu: AP\_NAVIGATE\_GUI12  
 Web Host Name:   
 Web Agent Name:

**Menu Exclusions** | Excluded Items | Securing Attributes

Type	Name	Description
Menu	AZN_PR_PAYABLES	Graphical Process Navigator Menu for Account P

However, for other responsibilities such as Application Developer which has the AZN\_MAIN menu, you will receive a lot more results:



Exclude all AZN menus.

The second phase of the recommendation is something you may want to do in conjunction with your R12 upgrade or a major testing cycle. You will want to re-build menus to reduce upgrade risk. There are a variety of different options in establishing new menus in order to reduce risk as follows:

1. Establish a new custom top level menu, but use standard sub-menus, then exclude the same functions as you would have if you had used the standard top-level menu. This may look something like this:

Menus

Menu: JTH\_AP\_NAVIGATE\_GUI12 View Tree...

User Menu Name: JTH\_AP\_NAVIGATE\_GUI12

Menu Type:

Description:

Seq	Prompt	Submenu	Function	Description	Grant
10		AP_INVOICE_GATEWAY			<input checked="" type="checkbox"/>
20	Invoices	AP_INVOICES_GUI12			<input checked="" type="checkbox"/>
30	Payments	AP_PAYMENTS_GUI12			<input checked="" type="checkbox"/>
40	Accounting	AP_ACCOUNTING_GUI12			<input checked="" type="checkbox"/>
50	Suppliers	AP_SUPPLIERS_GUI12			<input checked="" type="checkbox"/>
60	Employees	AP_EMPLOYEES_GUI12			<input checked="" type="checkbox"/>
70	Credit Cards	AP_MAINTAIN_CREDIT_c			<input checked="" type="checkbox"/>
80	Setup	AP_SETUP_GUI12			<input checked="" type="checkbox"/>
90	Workflow	AP_WORKFLOW_GUI12			<input checked="" type="checkbox"/>
100	Other	FND_OTHER 4.0	...		<input checked="" type="checkbox"/>

In this approach, the menus and functions not needed for this role would have to be excluded at the Responsibility level. Overall, this reduces risk when compared to using the AP\_NAVIGATE\_GUI12 as the top level menu, but there is still considerable risk – particularly with the Setup menu. Even if you exclude some sub-menus and functions that are not applicable for the role, Oracle may add new sub-menus and functions when patching. A good example of this is in the R12 upgrade patches, Oracle added the SLA setup submenu

2. A second approach would be to build a custom menu with just the submenus that are applicable for the role. That might look like this:

Menus

Menu: JTH\_AP\_MANAGER View Tree...

User Menu Name: JTH\_AP\_MANAGER

Menu Type: App Pref Menu Container

Description:

Seq	Prompt	Submenu	Function	Description	Grant
1		AP_INVOICE_GATEWAY			<input checked="" type="checkbox"/>
2	Invoices	AP_INVOICES_GUI12			<input checked="" type="checkbox"/>
3	Payments	AP_PAYMENTS_GUI12			<input checked="" type="checkbox"/>
4	Accounting	AP_ACCOUNTING_GUI12			<input checked="" type="checkbox"/>
5	Suppliers	AP_SUPPLIERS_GUI12			<input checked="" type="checkbox"/>
9	Workflow	AP_WORKFLOW_GUI12			<input checked="" type="checkbox"/>
10	Other	JTH_REQUESTS	...		<input checked="" type="checkbox"/>
					<input type="checkbox"/>
					<input type="checkbox"/>
					<input type="checkbox"/>

This approach significantly reduces risk because it eliminates various menus that are not applicable to this role (AP Manager). In particular, the removal of the SETUP menu reduces a significant amount of risk.

3. A third option is the development of all custom sub-menus. This is not illustrated due to the time it would take to build such menus. If all custom sub-menus were used, the risk that a patch would add functionality that was not appropriate is minimal.

**Contact:** Feel free to contact the author, Jeffrey T. Hare, CPA CISA CIA, at [jhare@erpra.net](mailto:jhare@erpra.net) with further questions or comments related to this subject.